



100 implants (10 cassettes x 10 implants)

# Revalor XR

COOPERS  
GROWTH PROMOTANT AND FINISHING IMPLANTS

354607 R3 CBW 880 01

144x107x77mm  
PSA020A04 01 R1  
PMS123+PMS293+  
CMY+Black  
L044  
x:30 y:40

#### READ THE ENCLOSED LEAFLET BEFORE USING THIS PRODUCT.

**DIRECTIONS FOR USE**  
To be used ONLY in accordance with the instructions on this label unless authorised under appropriate legislation.

**Restraints**  
DO NOT USE in any animal other than steers and heifers producing beef for human consumption.

DO NOT USE in heifers that are producing, or may in the future produce, milk that may be used or processed for human consumption.

DO NOT administer more than one time to an individual animal.

DO NOT USE more than one implant of any type concurrently per steer or heifer with the exception of one Revalor H implant.

DO NOT implant this product in any site other than beneath the skin in the middle third of the back of the ear.

DO NOT USE this product on HGP-free accredited cattle. It is a breach of Department of Agriculture accreditation conditions to use this product on HGP-free accredited cattle or to possess this product on any HGP-free accredited property (except for feedlots with flexible accreditation). Treated animals must be identified as having received a hormonal implant by use of an approved ear punch.

**Precautions**  
Implanting cattle under 6 months of age is NOT recommended. Implanting cattle intended for breeding is NOT recommended as they may experience decreased fertility.

Growth responses may vary widely for nutritional or other reasons. Improved performance may be noted only when conditions are favourable for good growth.

Preputial prolapse, increased bulling activity, high tailheads, sunken loins, ventral oedema and udder development may occur as side effects of treatment.

To help avoid abscess formation at the site of the implant, the surface of the ear should be thoroughly cleaned and disinfected before implantation.

**Dosage and administration**  
Approved implantation technique is fully described in the enclosed leaflet.

**General directions**  
Coopers REVALOR XR is recommended for use in heifers and steers not younger than six months of age. It can be used during the growing or finishing phase and results in improved weight gain due to deposition of added lean meat.

It is recommended that there is adequate nutrition to ensure growth response. Growth response may vary widely for nutritional or other reasons. Good quality stock and good quality feed with adequate control of parasites and other diseases is a prerequisite for best results. Maximum growth response would be expected in healthy cattle kept in confinement and fed optimum nutrition for growth – such as lot feeding. Other products may be more suitable for pasture fed cattle.

#### WITHHOLDING PERIODS

**MEAT: Zero (0) days.**

**TRADE ADVICE**  
**EXPORT SLAUGHTER INTERVAL (ESI):**  
Zero (0) days. Before using this product, confirm the current ESI from Coopers Animal Health on 1800 226 511 or the APVMA website ([www.apvma.gov.au/residues](http://www.apvma.gov.au/residues)).

**FIRST AID**  
If poisoning occurs, contact a doctor or Poisons Information Centre. Phone Australia 131126.

**DISPOSAL**  
DO NOT dispose of unused implants in any way other than surrender to an approved retailer or wholesaler.

Dispose of empty cartridges by wrapping with paper and putting in garbage. Discarded needles should immediately be placed in a designated 'sharps' container.

**STORAGE**  
Store below 25°C (air conditioning). Protect from light.

#### Warranty

Intervet Australia Pty Limited (IAPL), trading as MSD Animal Health, warrants that this product is of merchantable quality and fit for its intended purpose. IAPL's liability for any loss, including consequential losses or injury caused by any act or omission, including negligent acts or omissions, by IAPL or its agent, is limited to replacing or repairing the product at the option of IAPL. If possible, a sample of any product causing concern should be retained or delivered to IAPL within 30 days for a scientific examination.



**CAUTION**  
KEEP OUT OF REACH OF CHILDREN  
FOR ANIMAL TREATMENT ONLY

# COOPERS Revalor XR

GROWTH PROMOTANT AND FINISHING IMPLANTS

This product contains a palpable marker.  
This product must only be supplied in accordance with Division 4.2 of the Agvet Code Regulations (Supply of Hormonal Growth Promotants).

Each implant (10 pellets) contains: 200 mg Trenbolone Acetate, 20 mg 17β Oestradiol

For improved growth promotion and finishing during 70-200 days after implantation in heifers and steers.

100 implants (10 cassettes x 10 implants)

TO BE USED BY SUBCUTANEOUS EAR IMPLANTATION ONLY.



Batch Expiry

Imprint area  
lacquer- and color-free

**COOPERS ANIMAL HEALTH**  
Intervet Australia Pty Limited  
(trading as MSD Animal Health)  
91-105 Harpin Street,  
Bendigo East VIC 3550  
Phone: 1800 226 511

**APVMA Approval No.:** 90903/130471

© Registered trademark.  
© Yellow (PANTONE® 123) the predominant colour of Coopers packaging is a registered trademark. PANTONE® is a registered trademark of Pantone, Inc.  
Copyright © 2022 Merck & Co., Inc., Rahway, NJ, USA and its affiliates. All rights reserved.





**CAUTION**  
KEEP OUT OF REACH OF CHILDREN  
FOR ANIMAL TREATMENT ONLY

**COOPERS®**  
**Revalor® XR**  
GROWTH PROMOTANT AND FINISHING IMPLANTS

**ACTIVE CONSTITUENTS**

This product contains a palpable marker.

This product must only be supplied in accordance with Division 4.2 of the Agvet Code Regulations (Supply of Hormonal Growth Promotants).

Each implant (10 pellets) contains: 200 mg Trenbolone Acetate, 20 mg 17β Oestradiol

For improved growth promotion and finishing during 70-200 days after implantation in heifers and steers.

**DIRECTIONS FOR USE**

To be used **ONLY** in accordance with the instructions on this label unless authorised under appropriate legislation.



393059 R4

**Restraints**

DO NOT USE in any animal other than steers and heifers producing beef for human consumption.

DO NOT USE in heifers that are producing, or may in the future produce, milk that may be used or processed for human consumption.

DO NOT administer more than one time to an individual animal.

DO NOT USE more than one implant of any type concurrently per steer or heifer with the exception of one REVALOR H implant.

DO NOT implant this product in any site other than beneath the skin in the middle third of the back of the ear.

DO NOT USE this product on HGP-free accredited cattle. It is a breach of Department of Agriculture accreditation conditions to use this product on HGP-free accredited cattle or to possess this product on any HGP-free accredited property (except for feedlots with flexible accreditation). Treated animals must be identified as having received a hormonal implant by use of an approved ear punch.

**Precautions**

Implanting cattle under 6 months of age is NOT recommended.

Implanting cattle intended for breeding is NOT recommended as they may experience decreased fertility.

Growth responses may vary widely for nutritional or other reasons. Improved performance may be noted only when conditions are favourable for good growth. Preputial prolapse, increased bulling activity, high tailheads, sunken loins, ventral oedema and udder development may occur as side effects of treatment.

To help avoid abscess formation at the site of the implant, the surface of the ear should be thoroughly cleaned and disinfected before implantation.

**Dosage and administration**

Approved implantation technique is fully described in the enclosed leaflet.

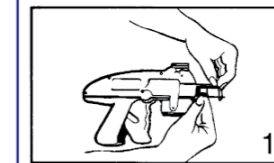
Cattle implanted with this product must be individually identified with an approved ear punch mark.

**TO BE USED BY SUBCUTANEOUS EAR IMPLANTATION ONLY.**

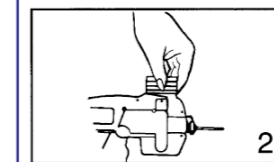
**Dosage**

One implant is administered per animal in all cases. The 10 pellets which make up the implant of Coopers REVALOR XR are contained in one division of the multiple cartridge. One implant is placed under the skin on the posterior aspect of the ear by means of the special Revalor implant tool.

**Administration**



**The applicator:** Place the needle into position and tighten the fixing knurled nut, it is possible to orientate the bevelled edge of the needle into a convenient position with the bevel facing right for a right-handed operator.



- Do not remove the cassette cover containing the implants.
- Insert the cassette into the upper aperture of the implant gun magazine (with the cover facing forwards).
- Press gently onto the cassette until a click is heard.
- The implant gun is ready for use.



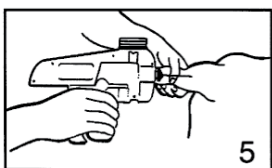
- e) Ensure the skin on the outer surface of the ear is clean.
- f) Take hold of the animal's ear with your free hand (in the manner shown).



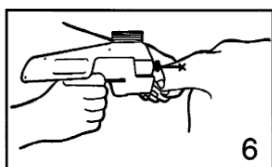
**SITE OF IMPLANTATION**

The administration should be made into the middle third of the back face of the ear, care being taken to avoid damaging large blood vessels or cartilage.

In order to prevent damage to the implant, do ear tagging first.



- g) Introduce the needle under the skin, parallel with the cartilage. If blood vessels are damaged and bleeding occurs, change location.



- h) Press gently and progressively on the trigger so that the dose is injected (first part of the stroke) and the needle removed (second part of the stroke). The shield that rests on the skin at the implantation site causes the needle to retract automatically.

The sequence of the two operations is automatic and continuous and ensures that the pellets are deposited evenly in a straight

line without risk of crushing or pilling up under the skin without being crushed in the needle.

- i) Remove the remaining tip of the needle and release the trigger.
- j) The implant gun is ready for the next animal.

When all implants have been administered, the cassette will fall out of the bottom of the gun magazine allowing replacement with a new cassette.

It is possible to remove a cassette that still contains several doses. It can be ejected by applying slight pressure movements successively on the trigger until the cassette clears the magazine.

**General directions**

Mode of action

Coopers REVALOR XR is a combination of 2 growth promoting agents with differing modes of action. Trenbolone acetate is an anabolic steroid which is capable of increasing the accumulation of protein in animals by improving the nitrogen balance thus promoting the development of extra lean meat in the carcass. 17β oestradiol is naturally occurring hormone which also acts as a growth promoter but in a totally different manner via the brain and pituitary gland.

When used in combination in heifers and steers, these compounds exert an additive effect, giving an improvement in growth rate and feed conversion superior to that of either component when used alone.

The increase in body weight is predominantly lean meat and not fat.

This product is specifically designed and intended for heifers and steers only.

The implant is best administered 90-200 days before slaughter. It is especially effective under semi-intensive or intensive finishing conditions.

Coopers REVALOR XR is recommended for use in heifers and steers not younger than six months



of age. It can be used during the growing or finishing phase and results in improved weight gain due to deposition of added lean meat. It is recommended that there is adequate nutrition to ensure growth response. Growth response may vary widely for nutritional or other reasons. Good quality stock and good quality feed with adequate control of parasites and other diseases is a prerequisite for best results. Maximum growth response would be expected in healthy cattle kept in confinement and fed optimum nutrition for growth – such as lot feeding. Other products may be more suitable for pasture fed cattle.

Concurrent administration of other veterinary chemicals

Other products e.g., anthelmintics, ectoparasiticides or antibiotics may be applied concurrently with Coopers REVALOR XR. Management practices such as ear tagging, or branding should be carried out before implantation of Coopers REVALOR XR to avoid damage to the implant.

**WITHHOLDING PERIODS**

**MEAT: Zero (0) days.**

**TRADE ADVICE**

**EXPORT SLAUGHTER INTERVAL**

**(ESI): Zero (0) days. Before using this product, confirm the current ESI from Coopers Animal Health on 1800 226 511 or the APVMA website ([www.apvma.gov.au/residues](http://www.apvma.gov.au/residues)).**

**FIRST AID**

If poisoning occurs, contact a doctor or Poisons Information Centre. Phone Australia 131126.

**DISPOSAL**

DO NOT dispose of unused implants in any way other than surrender to an approved retailer or wholesaler.

Dispose of empty cartridges by wrapping with paper and putting in garbage. Discarded needles should immediately be placed in a designated 'sharps' container.

**STORAGE**

Store below 25°C (air conditioning). Protect from light.

**Warranty**

Intervet Australia Pty Limited (IAPL), trading as MSD Animal Health, warrants that this product is of merchantable quality and fit for its intended purpose. IAPL's liability for any loss, including consequential losses or injury caused by any act or omission, including negligent acts or omissions, by IAPL or its agent, is limited to replacing or repairing the product at the option of IAPL. If possible, a sample of any product causing concern should be retained or delivered to IAPL within 30 days for a scientific examination.

**COOPERS ANIMAL HEALTH**

Intervet Australia Pty Limited  
(trading as MSD Animal Health)  
91-105 Harpin Street,  
Bendigo East VIC 3550  
Phone: 1800 226 511

**APVMA Approval No.:** 90903/130471

® Registered trademark.  
® Yellow (PANTONE® 123) the predominant colour of Coopers packaging is a registered trademark. PANTONE is a registered trademark of Pantone, Inc.  
Copyright © 2022 Merck & Co., Inc., Rahway, NJ, USA and its affiliates. All rights reserved.

