

Product Name: Coopers Revalor ® S	Page 1 of 7
Pack Sizes: 20I, 100I, 1000I	Date: 01/11/2010
Description: Carton Panel	APVMA: 46111/51461
Panel labels, text above the header and below the footer are not included in this label text.	



**CAUTION
KEEP OUT OF REACH OF CHILDREN
FOR ANIMAL TREATMENT ONLY**



**COOPERS®
REVALOR® S
Steer growth promotant and finishing implants**

ACTIVE CONSTITUENTS:

EACH IMPLANT (7 PELLETS) CONTAINS: 140 mg TRENBOLONE ACETATE
28 mg 17 B OESTRADIOL

This product contains a palpable marker.

This product must only be supplied in accordance with Division 2 part 4 of the AgVet Regulations.

(Supply of Hormonal Growth Promotants)

For improved growth promotion and finishing of steers.

Contents: 20 implants (2 cassettes x 10 implants)

[100 implants (5 individual packs each with 2 foil packed cassettes x 10 implants)
[1000 implants (100 foil packed cassettes x 10 implants)]

TO BE USED BY SUBCUTANEOUS EAR IMPLANTATION ONLY

[coopers logo]

Product Name: Coopers Revalor ® S	Page 2 of 7
Pack Sizes: 20I, 100I, 1000I	Date: 01/11/2010
Description: Carton Panel	APVMA: 46111/51461
Panel labels, text above the header and below the footer are not included in this label text.	

READ THE ENCLOSED LEAFLET BEFORE USING THIS PRODUCT.

DIRECTIONS FOR USE:

To be used ONLY in accordance with the instructions on this label unless authorized under appropriate legislation.

Restraints

FOR USE ONLY in steers.

DO NOT USE this product in any other species of animal.

USE ONLY one implant per steer.

Implant ONLY beneath the skin in the middle third of the ear.

DO NOT implant this product in any other site.

DO NOT USE this product on HGP free accredited cattle.

It is a breach of AQIS accreditation conditions to use this product on HGP free accredited cattle or to possess this product on any HGP free property (except for feedlots with flexible accreditation). Cattle implanted with this product must be individually identified with an approved ear punch mark.

DO NOT implant sooner than 70 days after last implant.

PRECAUTIONS:

Implanting cattle under 6 months of age IS NOT recommended.

Implanting cattle intended for breeding IS NOT recommended as they may experience decreased fertility.

Growth responses may vary widely for nutritional or other reasons. Improved performance may be noted only when conditions are favourable for good growth. Preputial and rectal prolapse, increased bulling activity, high tailheads, sunken loins, ventral oedema and udder development may occur as side effects of treatment. To help avoid abscess formation at the site of the implant, the surface of the ear should be thoroughly cleaned and disinfected before implantation.

ADMINISTRATION:

Approved implantation technique is fully described in the enclosed leaflet.

WITHHOLDING PERIOD: NIL

TRADE ADVICE:

EXPORT SLAUGHTER INTERVAL (ESI): This product does not have an ESI established. For advice on the ESI, contact the manufacturer on 1800 226 511 before using this product.

FIRST AID:

If poisoning occurs, contact a doctor or Poisons Information Centre. Phone 13 11 26.

DISPOSAL:

DO NOT dispose of unused implants in any way other than surrender to an approved retailer/wholesaler. Dispose of empty cartridge by wrapping with paper and putting in garbage. Discarded needles should be placed in a designated "sharps" container.

STORAGE:

Store below 25°C (Air conditioning).

APMVA Approval No.: 46111/51461

Product Name: Coopers Revalor ® S	Page 3 of 7
Pack Sizes: 20I, 100I, 1000I	Date: 01/11/2010
Description: Carton Panel	APVMA: 46111/51461
Panel labels, text above the header and below the footer are not included in this label text.	

Revalor ® is recommended for use in steers not younger than six months of age. It can be used during the growing or finishing phase and results in improved weight gain due to deposition of added lean meat.

Growth response may vary widely for nutritional or other reasons. Good quality feed is a prerequisite for best results whether on pasture, supplement or lot feeding. Maximum growth rate requires good quality stock with adequate control of parasites and other diseases.

Distributed by:

COOPERS ANIMAL HEALTH

A division of Intervet Australia Pty Ltd 91-105 Harpin Street

BENDIGO EAST VIC 3550

Phone: 1800 226 511

Revalor ® is a Registered Trademarks

Batch No.:

Expiry Date:

Product Name: Coopers Revalor ® S	Page 4 of 7
Pack Sizes: 20I, 100I, 1000I	Date: 01/11/2010
Description: Leaflet	APVMA: 46111/51461
Panel labels, text above the header and below the footer are not included in this label text.	

**CAUTION
KEEP OUT OF REACH OF CHILDREN
FOR ANIMAL TREATMENT ONLY**

**COOPERS®
REVALOR® S
Steer growth promotant and finishing implants**

ACTIVE CONSTITUENTS:

EACH IMPLANT (7 PELLETS) CONTAINS: 140 mg TRENBOLONE ACETATE
28 mg 17 B OESTRADIOL

DIRECTIONS FOR USE LEAFLET: To be read in conjunction with label affixed to outer package.

Restraints

FOR USE ONLY in steers.

DO NOT USE this product in any other species of animal.

USE ONLY one implant per steer.

Implant ONLY beneath the skin in the middle third of the ear.

DO NOT implant this product in any other site.

DO NOT USE this product on HGP free accredited cattle.

It is a breach of AQIS accreditation conditions to use this product on HGP free accredited cattle or to possess this product on any HGP free property (except for feedlots with flexible accreditation). Cattle implanted with this product must be individually identified with an approved ear punch mark.

DO NOT implant sooner than 70 days after last implant.

PRECAUTIONS:

Implanting cattle under 6 months of age IS NOT recommended.

Implanting cattle intended for breeding IS NOT recommended as they may experience decreased fertility.

Growth responses may vary widely for nutritional or other reasons. Improved performance may be noted only when conditions are favourable for good growth. Preputial and rectal prolapse, increased bulling activity, high tailheads, sunken loins, ventral oedema and udder development may occur as side effects of treatment. To help avoid abscess formation at the site of the implant, the surface of the ear should be thoroughly cleaned and disinfected before implantation.

MODE OF ACTION:

Coopers REVALOR ® S is a combination of 2 growth promoting agents with differing modes of action. Trenbolone acetate is an anabolic steroid which is capable of increasing the accumulation of protein in animals by improving the nitrogen balance thus promoting the development of extra lean meat in the carcass.

17 B oestradiol is naturally occurring hormone which also acts as a growth promoter but in a totally different manner via the brain and pituitary gland.

When used in combination, these compounds exert an additive effect, giving an improvement in growth rate and feed conversion superior to that of either component when used alone.

The increase in bodyweight is predominantly lean meat and not fat.

This product is specifically designed and intended for steers only.

Product Name: Coopers Revalor ® S	Page 5 of 7
Pack Sizes: 20I, 100I, 1000I	Date: 01/11/2010
Description: Leaflet	APVMA: 46111/51461
Panel labels, text above the header and below the footer are not included in this label text.	

The implant is best administered 90-120 days before slaughter. It is especially effective under semi-intensive or intensive finishing conditions.

DOSAGE:

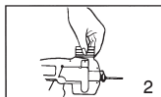
One implant is administered per animal in all cases. The 7 pellets which make up the implant of Coopers Revalor® S are contained in one division of the multiple cartridge. One implant is placed under the skin on the posterior aspect of the ear by means of the special Intervet implant gun.

ADMINISTRATION:

The applicator: Place the needle into position and tighten the fixing knurled nut, it is possible to orientate the beveled edge of the needle into a convenient position with the bevel facing right for a right handed operator.



- a) Do not remove the cassette cover containing the implants.
- b) Insert the cassette into the upper aperture of the implant gun magazine (with the cover facing forwards).



- c) Press gently onto the cassette until a click is heard.
- d) The implant gun is ready for use.
- e) Ensure the skin on the outer surface of the ear is clean.
- f) Take hold of the animal's ear with your free hand (in the manner shown).

SITE OF IMPLANTATION

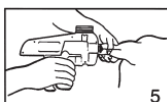


The administration should be made into the middle third of the back face of the ear, care being taken to avoid damaging large blood vessels or cartilage.



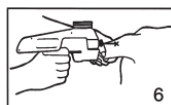
In order to prevent damage to the implant, do ear tagging first.

- g) Introduce the needle under the skin, parallel with the cartilage. If blood vessels are damaged and bleeding occurs, change location.



Product Name: Coopers Revalor ® S	Page 6 of 7
Pack Sizes: 20I, 100I, 1000I	Date: 01/11/2010
Description: Leaflet	APVMA: 46111/51461
Panel labels, text above the header and below the footer are not included in this label text.	

h) Press gently and progressively on the trigger so that the dose is injected (first part of the stroke) and the needle removed (second part of the stroke). The shield that rests on the skin at the implantation site causes the needle to retract automatically.



The sequence of the two operations is automatic and continuous and ensures that the pellets are deposited evenly in a straight line without risk of crushing or pilling up under the skin without being crushed in the needle.

- i) Remove the remaining tip of the needle and release the trigger.
- j) The implant gun is ready for the next animal.

When all implants have been administered, the cassette will fall out of the bottom of the gun magazine allowing replacement with a new cassette.

It is possible to remove a cassette that still contains several doses. It can be ejected by applying slight pressure movements successively on the trigger until the cassette clears the magazine.

CONCURRENT ADMINISTRATION OF OTHER VETERINARY DRUGS

Other products e.g. anthelmintics, ecto-parasitocides or antibiotics may be applied concurrently with Coopers Revalor® S.

Management practices such as ear tagging or branding should be carried out before implantation of Coopers Revalor® S to avoid damage to the implant.

WITHHOLDING PERIOD: NIL

TRADE ADVICE:

EXPORT SLAUGHTER INTERVAL (ESI): This product does not have an ESI established. For advice on the ESI, contact the manufacturer on 1800 226 511 before using this product.

FIRST AID:

If poisoning occurs, contact a doctor or Poisons Information Centre. Phone 13 11 26.

DISPOSAL:

DO NOT dispose of unused implants in any way other than surrender to an approved retailer/wholesaler. Dispose of empty cartridge by wrapping with paper and putting in garbage. Discarded needles should be placed in a designated "sharps" container.

STORAGE:

Store below 25°C (Air conditioning).

For further information contact:

COOPERS ANIMAL HEALTH

A division of Intervet Australia Pty Ltd 91-105 Harpin Street
BENDIGO EAST VIC 3550
Phone: 1800 226 511

APVMA Approval No.: 46111/51461

Revalor ® is a Registered Trademarks

Product Name: Coopers Revalor ® S	Page 7 of 7
Pack Sizes: 20I, 100I, 1000I	Date: 01/11/2010
Description: Cassette Label	APVMA: 46111/51461
Panel labels, text above the header and below the footer are not included in this label text.	

FOR ANIMAL TREATMENT ONLY

COOPERS® REVALOR® S

ACTIVE : 140 mg TRENBOLONE ACETATE
28 mg 17 B OESTRADIOL

CASSETTE OF 10 IMPLANTS (each implant consists of 7 pellets)

[B]:
Exp: